



SETTING ONLINE PAYMENTS QUICK GUIDE

STRIPE INTEGRATION ONLINE PAYMENTS

Bookissa® integrates with Stripe, one of the world's most trusted online payment systems, allowing your clients to pay when booking their appointments – either a deposit or the full amount of the service. This turns bookings into confirmed, paid commitments, helping protect your schedule and reduce last-minute cancellations.

Stripe works quietly in the background, processing payments securely and sending the money straight to your business bank account, while your clients enjoy a smooth and professional checkout experience.

Why connect Stripe to your Bookissa® account?

- **Reduce no-shows**

Clients are far more likely to show up when they have already paid or left a deposit.

- **Secure your time**

Your availability is valuable – deposits protect your schedule and your income.

- **Get paid automatically**

Money goes straight into your business bank account without manual handling.

- **Look more professional**

A smooth online checkout builds trust and elevates your brand.

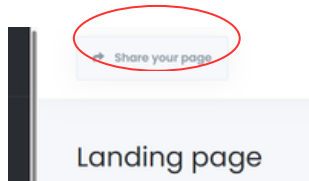
- **Make booking easier for clients**

They can book and pay anytime, from their phone, in just a few clicks.


STRIPE INTEGRATION ONLINE PAYMENTS

WHAT YOU NEED TO PREPARE:

1. Your mobile number
2. You Business bank account details (IBAN)
3. Your business Bookissa® web/URL address. How to find it:
 - on the **Account Panel** (left side) click **Landing Page**
 - on top of the page click “share your page”



- On the right side a pop up window will show. Copy your page address to clipboard/notes (you will need it later)

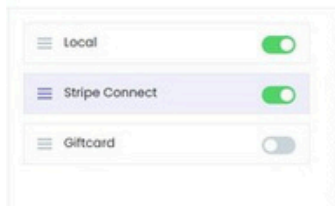
 **Share your page**

Your page URL:

 `http://www.bookissa.com/YOUR_BUSINESS_NAME`

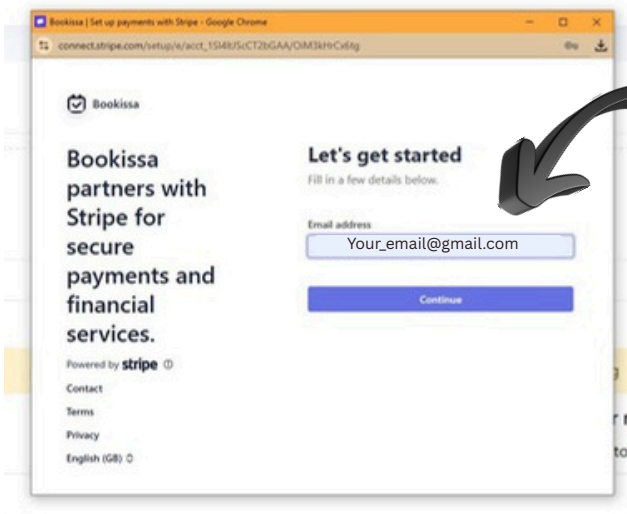
WHERE TO FIND STRIPE IN YOUR BOOKISSA® ACCOUNT

1. From the **Account Panel** on the left side of the screen, click Settings.
2. On the **Settings** page, open Payment Methods.
3. Then select **Stripe Connect**.

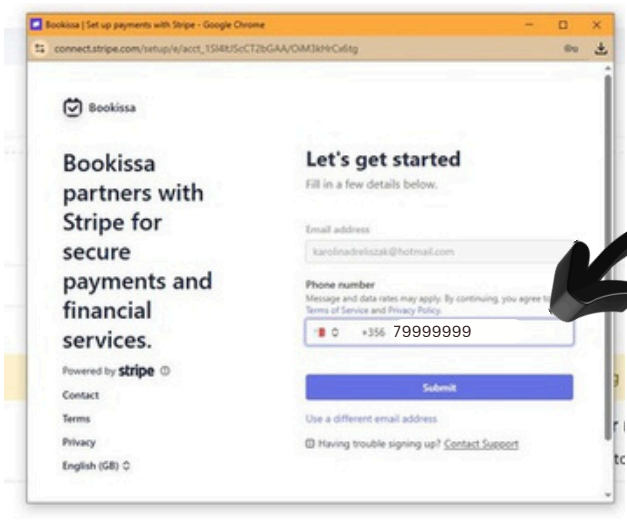


- Once you reach the Stripe Connect screen, you can link your Stripe account.
- The next steps are shown in the following screenshots.

STRIPE INTEGRATION ONLINE PAYMENTS

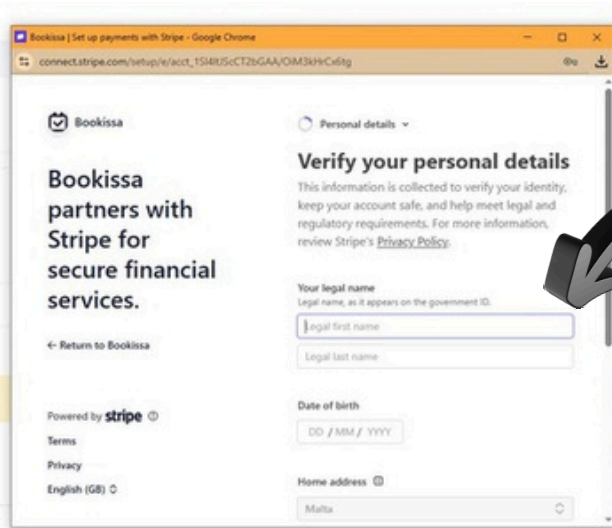


- Insert your email address
- Press “Continue”



- Insert your mobile number (a verification code will be sent to this number)
- Press “Submit”

STRIPE INTEGRATION ONLINE PAYMENTS



Bookissa partners with Stripe for secure financial services.

Powered by **stripe**

Terms
Privacy
English (GB)

Personal details

Verify your personal details

This information is collected to verify your identity, keep your account safe, and help meet legal and regulatory requirements. For more information, review Stripe's [Privacy Policy](#).

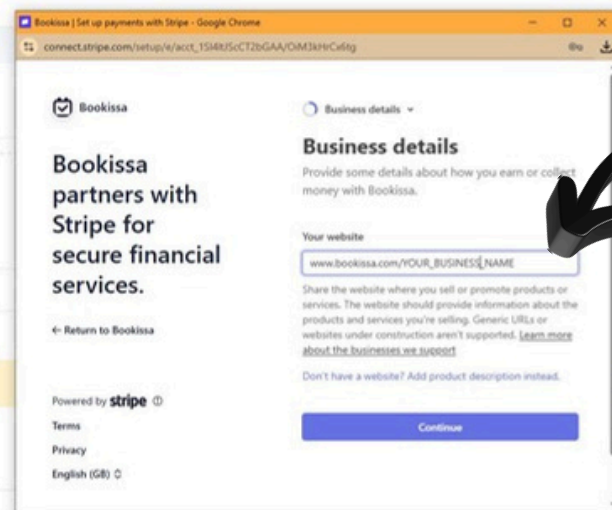
Your legal name
Legal name, as it appears on the government ID.

Legal first name
Legal last name

Date of birth
DD / MM / YYYY

Home address
Malta

- Fill in your personal details
- Scroll down to fill in more personal details
- Press “Continue”



Bookissa partners with Stripe for secure financial services.

Powered by **stripe**

Terms
Privacy
English (GB)

Business details

Provide some details about how you earn or collect money with Bookissa.

Your website
www.bookissa.com/YOUR_BUSINESS_NAME

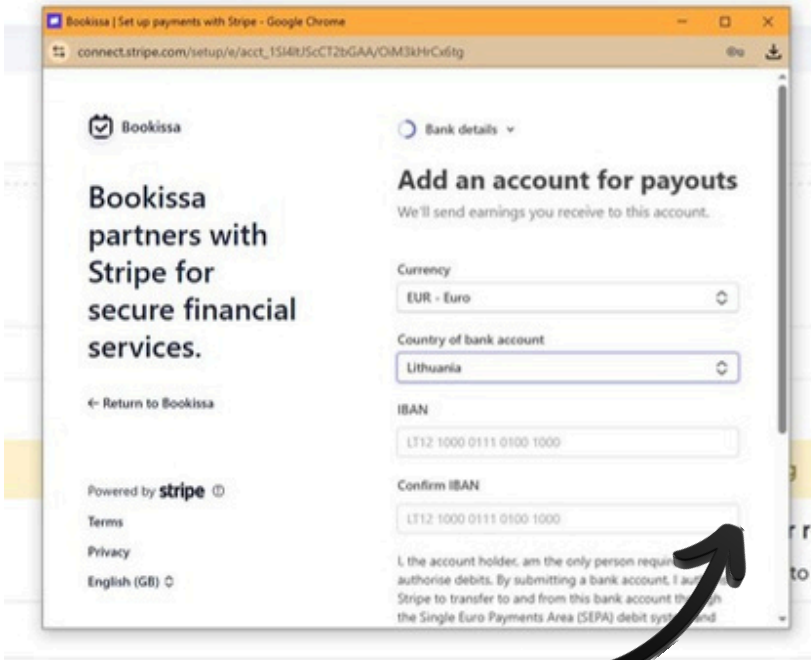
Share the website where you sell or promote products or services. The website should provide information about the products and services you're selling. Generic URLs or websites under construction aren't supported. [Learn more about the businesses we support](#)

Don't have a website? Add product description instead.

Continue


- Insert your Bookissa® web address (you saved it earlier)
- Press “Continue”

STRIPE INTEGRATION ONLINE PAYMENTS




Bookissa | Set up payments with Stripe - Google Chrome

connect.stripe.com/setup/a/acct_15MRJ5cCT2bGAA/OIM3kHrCx6tg

 Bookissa

Bookissa partners with Stripe for secure financial services.

[← Return to Bookissa](#)

Powered by  stripe

[Terms](#)

[Privacy](#)

[English \(GB\)](#)

Add an account for payouts
We'll send earnings you receive to this account.

Bank details ▾

Currency
EUR - Euro

Country of bank account
Lithuania

IBAN
LT12 1000 0111 0100 1000

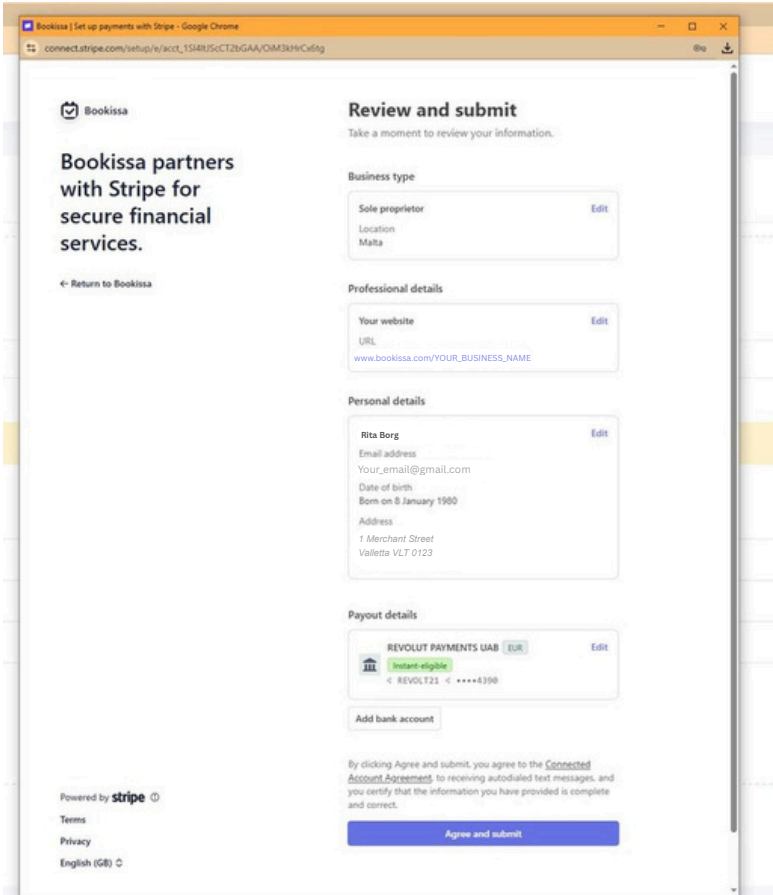
Confirm IBAN
LT12 1000 0111 0100 1000

I, the account holder, am the only person required to authorise debits. By submitting a bank account, I authorise Stripe to transfer to and from this bank account through the Single Euro Payments Area (SEPA) debit system.

- Fill in Your bank details
- Scroll down and tick the confirmation box
- Press “Continue”

*If your using REVOLUT account your should choose Lithuania as a country of bank account

STRIPE INTEGRATION ONLINE PAYMENTS



Bookissa partners with Stripe for secure financial services.

[← Return to Bookissa](#)

Review and submit

Take a moment to review your information.

Business type

Sole proprietor [Edit](#)

Location
Malta

Professional details

Your website [Edit](#)

URL
www.bookissa.com/YOUR_BUSINESS_NAME

Personal details

Rita Borg [Edit](#)


Email address
Your_email@gmail.com

Date of birth
Born on 8 January 1980

Address
1 Merchant Street
Valletta VLT 0123

Payout details

REVOLUT PAYMENTS UAB [EUR](#) [Edit](#)


 Instant-eligible

< REVOLT21 < ****4398

Add bank account


By clicking Agree and submit, you agree to the [Connected Account Agreement](#), to receiving autofilled text messages, and you certify that the information you have provided is complete and correct.

[Agree and submit](#)

Powered by **stripe** 

[Terms](#)

[Privacy](#)

English (GB) 

- Review your details and information you provided.
- If all good, click “Agree and submit”

Congratulations ! you have set up your Stripe account